



**CLEAR BLUE SMILES™**

**Suresmile® Aligner**

**#1 ORDERING CASE TYPE:**

**Complete Aligner**

# 1. Login into SureSmile

Dentsply Sirona

SureSmile®

Log in with your account details

Email address

Password

Login

[Forgot your password?](#)

[Looking to add a new user to your account?](#)

New to SureSmile\*?  
Click here to create an account

© 2022 OraMetrix. All rights reserved.

[Privacy Policy](#)

# 2. Select DS CEREC Order Tab

The screenshot displays the 'Patient Database Tasks' interface for 'SureSmile Aligner'. At the top, there is a header with a search bar for 'Patient ID', a 'New Patient' button, and user information for 'Dr. Brian Gaudreault, SOUTHEAST ORTHO-ALIGNER'. Below the header, there are filters for 'Sort by' (Task), 'Show Tasks of' (All Types), and 'View' (List view selected). A navigation bar contains tabs for 'Tasks (1)', 'Patients', 'Shipments', 'Jobs', and 'DS CEREC Orders', with a red arrow pointing to the 'DS CEREC Orders' tab. To the right of the tabs are 'Reports' and 'Tasks for' (Dr. Brian Gau...). Below the navigation bar is a table with the following data:



Flag	Card	Last name	First name	Patient ID	Owner	Item	Task	Due Date	Notes	Setup Approval Date	Status	Deferred To
<input type="checkbox"/>		Becker	Debra	M4V4	Dr. Brian Gaudreault	Initial Model	Submit order	2022-11-15		2022-12-06	Active	

# 3. Select Import

Navigation bar: Patient Database Tasks, Patient ID, Dr. Brian Gaudreault SOUTHEAST ORTHO-ALIGNER, SureSmile Aligner

Filter by Order Number: Enter Order Number, Show: wait for proc... ▼

Menu: Tasks, Patients, Shipments, Jobs, **DS CEREC Orders**, Reports

Order ▼	Status	Added on	CEREC Patient	SureSmile Patient	SureSmile Order	Actions
12557873	wait for processing	November 9, 2022	Becker, Debra - December 5, 1959	Becker, Debra - M4V4		 Import  Discard


Displaying 1 item

# 4. Enter Patient Data


**PATIENT INFORMATION**

First Name


Last Name

Date of Birth  

Doctor



Staff



[Case Selection Criteria](#)




# 5. Assign Doctor


**PATIENT INFORMATION**

First Name


Last Name

Date of Birth  

Doctor



Staff



[Case Selection Criteria](#)



# 6. Upload Photos/X-rays



## Upload Images

**Choose files to upload**

or drag and drop them here.

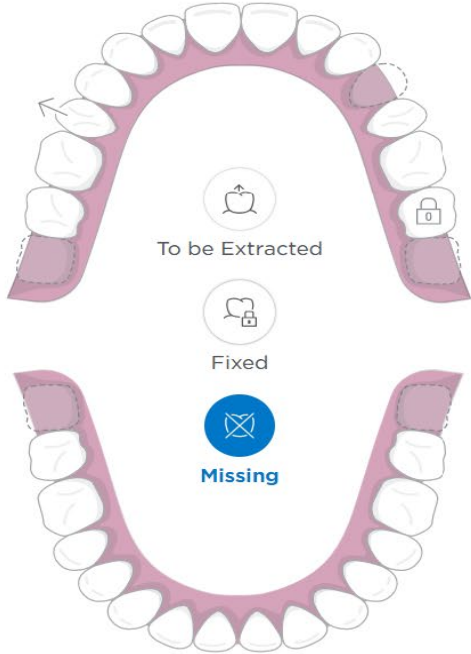
Front 	Profile 	Smile 	Upper Occlusal 	Lower Occlusal 
Right Buccal 	Left Buccal 	Frontal 	Panorex <p>Drop image here or click to upload. - optional -</p>	Lateral Ceph <p>Drop image here or click to upload. - optional -</p>

# 7. Complete Dental Exam

Progress bar: Patient Info (✓), Scan Data (✓), Photos / X-rays (✓), **Dental Exam (4)**, Prescription (5), Confirmation (6)

### Dental Examination


Please indicate which teeth cannot be moved, are missing or will be extracted.




The diagram shows two dental arches (upper and lower) with three interactive icons in the center:

- To be Extracted**: Represented by a tooth with a red outline and a trash can icon.
- Fixed**: Represented by a tooth with a red outline and a padlock icon.
- Missing**: Represented by a tooth with a red outline and a blue 'X' icon.


### Records



Upper Occlusal



Lower Occlusal



No Image

Panorex



# 8. Complete Prescription

Progress indicator: Patient Info (✓) → Scan Data (2) → Photos / X-rays (✓) → Dental Exam (✓) → Prescription (5) → Confirmation (6)

### Prescription

**Treat Arches**  
Both

**Arch Range**  
Full Arch

**Attachments**  
 Don't allow  Allow  
Do you want to keep already placed attachments?  
 No  Yes


**IPR**  
 Don't allow  Allow


**Elastics**  
 Don't allow  Allow


More Settings


**Additional Notes**  
Type Something


### Records

Smile 

Frontal 

Right Buccal 

Left Buccal 



# Prescription (optional selections)

^ More Settings

---

Midline

Maintain  Correct

---

Archform

Maintain  Expand

Constrict

---

Overjet


Contact  Gap

---

Overbite

Maintain  Correct

# 9. Place Order



Patient Info   Scan Data   Photos / X-rays   Dental Exam   Prescription   Confirmation

### Order summary

Please review your order summary details before clicking placing your order.

**Attention: No changes were made to Dental Examination - default settings have been applied.**

**Package** Full-service Aligner Staging

---

**Scan Data** Uploaded

---

**Photos / X-rays** Uploaded

---

**CBCT** No

---

**Dental Examination**

- **To be Extracted:**
- **Fixed:**
- **Missing:** UR8, UL8, LR8, LL8

---

**Prescription Form**

- **Arches to Treat** Both
- **Teeth to Treat** Full Arch
- **Attachments** Allow
  - Don't keep placed attachments
- **IPR** Allow
- **Elastics** Don't allow

---

Back   **Place Order** 