



CLEAR BLUE SMILES™

Suresmile® Aligner

Rejected Scan

1. Login into SureSmile

Dentsply Sirona

SureSmile®

Log in with your account details

Email address

Password

Login

[Forgot your password?](#)

[Looking to add a new user to your account?](#)

New to SureSmile®?
Click here to create an account

© 2022 OraMetrix. All rights reserved.

[Privacy Policy](#)

2. Select ACTION NEEDED

Navigation and Filter Area:

- Logo: S
- Patient Database Tasks
- Patient ID:
- Filter icon
- New Patient
- Dr. Brian Gaudreault SureSmile Aligner Product Management 02
- Help icon
- SureSmile Aligner

Task Management Controls:






- Tasks (15)
- Patients
- Shipments
- Jobs
- Reports ?
- Sort by: Task
- Show Tasks of: All Types
- Tasks for: All
- Show: Active Tasks
- View: List / Grid

Flag	Card	Last name	First name	Patient ID	Owner	Item	Task	Due Date	Notes	Setup Approval Date	Status	Deferred To
<input type="checkbox"/>		Taylor	Abigail	Q5H7	Carrie Albers	Initial Model	Action Needed	2021-09-07	Rejected Scan Data	2021-09-27	Active	
<input type="checkbox"/>		Martin	Riley	R3C4	Carrie Albers	Initial Model	Action Needed	2021-09-07	Rejected Scan Data	2021-09-27	Active	
<input type="checkbox"/>		Young	Madison	V5V7	Carrie Albers	Initial Model	Action Needed	2021-09-07	Rejected Scan Data	2021-09-27	Active	
<input type="checkbox"/>		Lewis	Ellie	W7L2	Carrie Albers	Initial Model	Action Needed	2021-09-07	Rejected Scan Data	2021-09-27	Active	

3. Select Restart

The screenshot shows the SureSmile Aligner software interface. At the top, the patient name is Olivia Davis (1503) and the current model is Therapeutic Model 1. A dialog box is open in the center, titled "DentsplySirona has rejected Therapeutic Model 1 (with supplemental)". The dialog contains the text: "DentsplySirona has rejected Therapeutic Model 1 (with supplemental)!" and "Do you want to restart working on it?". Below the text are three buttons: "Restart" (green), "Cancel Product" (red), and "Close" (blue). A red arrow points to the "Restart" button. The background interface shows a dental arch diagram with teeth numbered 8, 7, 6, 5 on both the upper (U) and lower (L) arches. Below the arch diagram, there are sections for "Teeth", "Tooth UR8" (with a dropdown menu showing "present / partially erupted" and "missing / unerupted"), "Inter-proximal Properties" (with buttons for "Set all Contacts", "Clear all Contacts", and "Reset Tooth"), and "Miscellaneous" (with buttons for "All 4's missing", "All 5's missing", and "All 7's missing"). The footer of the interface includes "© 2022 OraMetrix. All rights reserved." and "Privacy Policy".

4. Select Patient Database

 **Patient Database** Tasks  **Abigail Taylor** (Q5H7) **Initial Model** (with CBCT, Not ordered)    SureSmile Aligner


Upload CBCT Data

Please upload CBCT data (if required) using **SureScan**
[\(Download SureScan\)](#)

Upload PLY/STL Data


Upper Arch

Choose file to upload
(PLY/STL files only)



Lower Arch

Choose file to upload
(PLY/STL files only)



Choose files to upload
or drag and drop them here.





5. Select DS CEREC Order Tab

The screenshot displays the 'Patient Database Tasks' interface for 'SureSmile Aligner'. At the top, there is a header with a search bar for 'Patient ID', a 'New Patient' button, and user information for 'Dr. Brian Gaudreault, SOUTHEAST ORTHO-ALIGNER'. Below the header, there are filters for 'Sort by' (Task), 'Show Tasks of' (All Types), and 'View' (List/Grid). A navigation bar contains tabs for 'Tasks (1)', 'Patients', 'Shipments', 'Jobs', and 'DS CEREC Orders', with a red arrow pointing to the 'DS CEREC Orders' tab. To the right of the tabs are 'Reports' and 'Tasks for' (Dr. Brian Gau...). Below the navigation bar is a table with the following data:



Flag	Card	Last name	First name	Patient ID	Owner	Item	Task	Due Date	Notes	Setup Approval Date	Status	Deferred To
<input type="checkbox"/>		Becker	Debra	M4V4	Dr. Brian Gaudreault	Initial Model	Submit order	2022-11-15		2022-12-06	Active	





6. Select Import

Navigation and Filter Area:

- Logo: 
- Page Title: Patient Database Tasks
- Search: Patient ID 
- User:  Dr. Brian Gaudreault SOUTHEAST ORTHO-ALIGNER
- System:  SureSmile Aligner

Navigation and Filter Area:

- Filter by Order Number: Enter Order Number
- Show: wait for proc... 
- Menu: Tasks | Patients | Shipments | Jobs | **DS CEREC Orders** | Reports 

Order 	Status	Added on	CEREC Patient	SureSmile Patient	SureSmile Order	Actions
12557873	wait for processing	November 9, 2022	Becker, Debra - December 5, 1959	Becker, Debra - M4V4		 Import  Discard

Displaying 1 item


7. Select Assign to Order

Import DS CEREC Order

DS CEREC Order

Order	9711575
Last Name	SLADE
First Name	SERENA
Date of Birth	November 1, 1980
Status	wait for processing
Additional Instructions	

Related SureSmile Patient

	Last Name	slade
	First Name	serena
	Date of Birth	November 14, 1987
	ID	N8B6

Import Options

Assign to Order: Full-service Aligner Staging ←

The Patient data are different!
Do you want to update the related SureSmile patient?

Update SureSmile Patient

8. Select Next

Progress bar with 6 steps: Patient Info (checked), Scan Data (2), Photos / X-rays (checked), Dental Exam (checked), Prescription (checked), Confirmation (6).

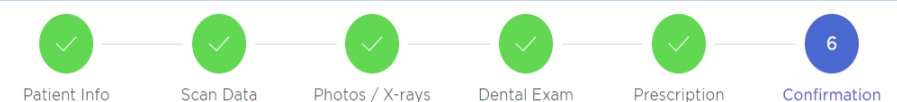
Your intra-oral scan data will be downloaded automatically from Sirona Connect Portal.

Include CBCT data (\$)

Buttons: Back, Next (with red arrow pointing to it)

*** Steps 3-5 have been previously completed during initial upload**

9. Select Place Order



Patient Info Scan Data Photos / X-rays Dental Exam Prescription Confirmation

Order summary

Please review your order summary details before clicking placing your order.

Attention: No changes were made to Dental Examination - default settings have been applied.

Package Full-service Aligner Staging

Scan Data Uploaded

Photos / X-rays Uploaded

CBCT No

Dental Examination

- **To be Extracted:**
- **Fixed:**
- **Missing:** UR8, UL8, LR8, LL8

Prescription Form

- **Arches to Treat** Both
- **Teeth to Treat** Full Arch
- **Attachments** Allow
 - Don't keep placed attachments
- **IPR** Allow
- **Elastics** Don't allow

